

03 / Assessment & Analysis

Your IQ Score



148

YOUR IQ SCORE

Such score is attained by approximately

.1 percent
of the general population

CURRENT BMI IQ SCORES CLASSIFICATION (September 2014)

Above 144	Highly Gifted
130 - 144	Gifted
115 - 129	Above Average
85 - 114	Average
70 - 84	Below Average
Below 70	Lower Extreme

02 / Introduction

About the BMI Certified IQ Test

WHAT THE IQ TEST MEASURES
HOW YOUR SCORE IS CALCULATED

WHAT THE IQ TEST MEASURES

The BMI Certified IQ Test is a highly precise tool designed to accurately measure general intelligence in online environments.

The BMI Certified IQ Test, apart from accurately measuring your General Intelligence, has been structured in such a way to also provide meaningful insights about your performance in various, distinct areas of intelligence, revealing your key strengths or weaknesses and identifying potential opportunities for improvement.

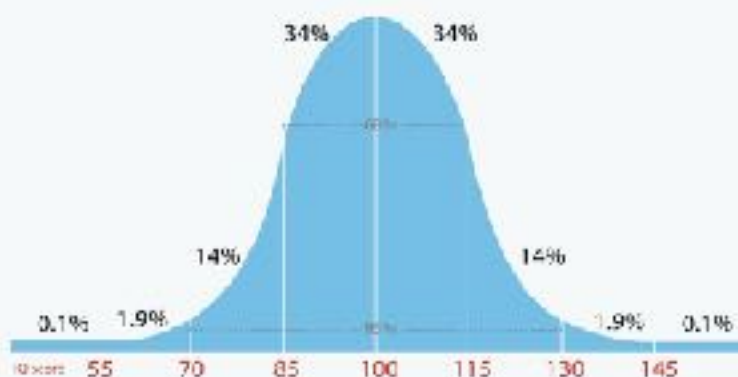
The 20 questions you have answered have been specifically designed to measure the following five aspects of human intelligence: **Visual Perception**, **Abstract Reasoning**, **Pattern Recognition**, **Spatial Orientation** and **Analytical Thinking**



02 / Introduction

About the BMI Certified IQ Test

IQ Scores Distribution In General Population



Below 55:	0.1%	100 - 114:	34%
55 - 69:	1.9%	115 - 129:	14%
70 - 84:	14%	130 - 144:	1.9%
85 - 99:	34%	Above 144:	0.1%

The average IQ Score is 100. Approximately 69% of the general population attains an IQ Score within the range of 85 to 115.

HOW YOUR SCORE IS CALCULATED

Once you have answered the IQ Test questions, your results are compared with data from other participants in your age group who have already taken the test and then a normalized score is calculated.

Normalizing means **the average IQ score is 100**. Your score will show where you stand compared to other peers in your age group who have taken the test.

IQ scores follow a normal distribution of statistical data. Approximately 95% of the world's population have scores within two standard deviations (SD) of the mean (average IQ score), meaning that 95% of the population stand within a range of 70 to 130, and 98% are below 131.

IQ points are not percentage points. While one standard deviation is 15 points, and two SDs are 30 points, and so on, this does not imply that mental ability is linearly related to IQ, such that IQ 50 means half the cognitive ability of IQ 100.

03 / Assessment & Analysis

Visual Perception

ABOUT
STATISTICS
PERFORMANCE

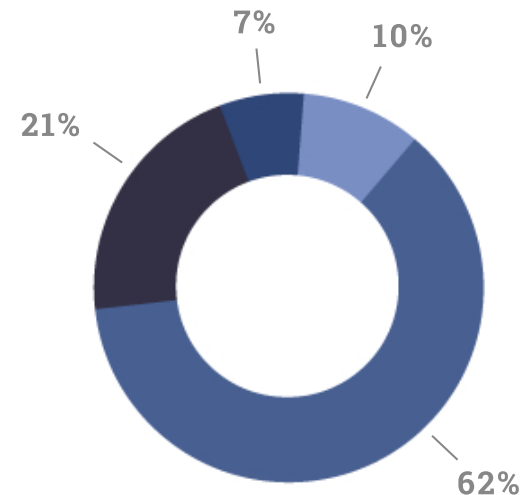
ABOUT

Visual Perception is the visual - cognitive ability which allows us to organize, process and interpret visual information input so, that we can derive understanding and meaning from what we are experiencing.

Your visual perception skills evaluation indicates how sharp is your ability to recognize even the slightest changes in forms and shapes of objects and how accurately you can determine similarities or differences based on size, colour or dimensions.

Visual perception is a key aspect of human intelligence and a core skill regarding the learning process. It is believed that people who have a well developed visual perception tend to be *better* and *faster* learners.

STATISTICS



1.1 Score distribution in "Visual Perception" set of questions


SCORES	1-2 pts (10%)	6-7 pts (21%)
	3-5 pts (62%)	8 pts (7%)

03 / Assessment & Analysis

Visual Perception

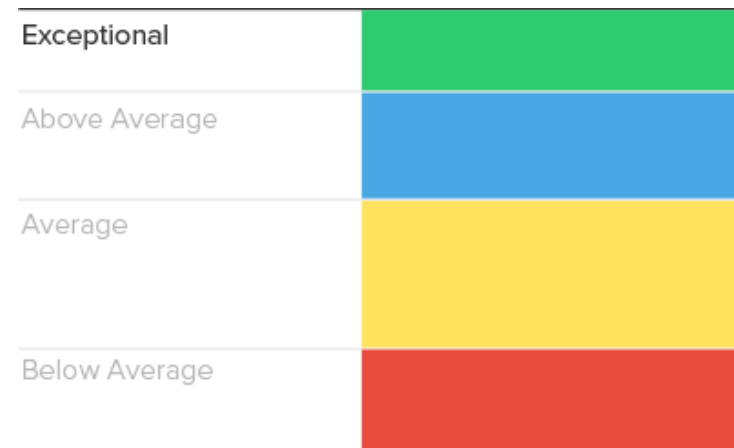
PERFORMANCE

YOUR SCORE



8_{pts}

See how many points you scored in the set of questions related to your **Visual Perception** skills.



YOUR RANKING:

Exceptional

See how do you fare against others who have taken the test.

03 / Assessment & Analysis

Abstract Reasoning

ABOUT
STATISTICS
PERFORMANCE

ABOUT

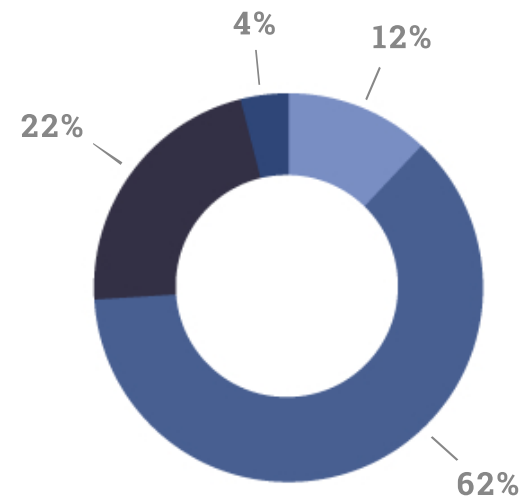
Abstract Reasoning is the ability to process abstract ideas and understand new concepts without relying on prior acquired knowledge.

The “Abstract Reasoning” set of questions evaluates your General Intelligence potential without allowing factors such as your educational level, social background or life experience to interfere with the results.

Abstract Reasoning questions are designed to measure your “fluid intelligence”, meaning your ability to quickly identify logical patterns, trends and rules when you are processing new information and apply this knowledge to solve complex problems.

Research has shown that abstract reasoning assessment has the highest precision rate for predicting potential success in a future job placement and is used by many HR departments during candidates screening process.

STATISTICS



1.2 Score distribution in “Abstract Reasoning” set of questions


SCORES	1-2 pts (12%)	6-7 pts (22%)
	3-5 pts (62%)	8 pts (4%)

03 /**Assessment & Analysis**

Abstract Reasoning

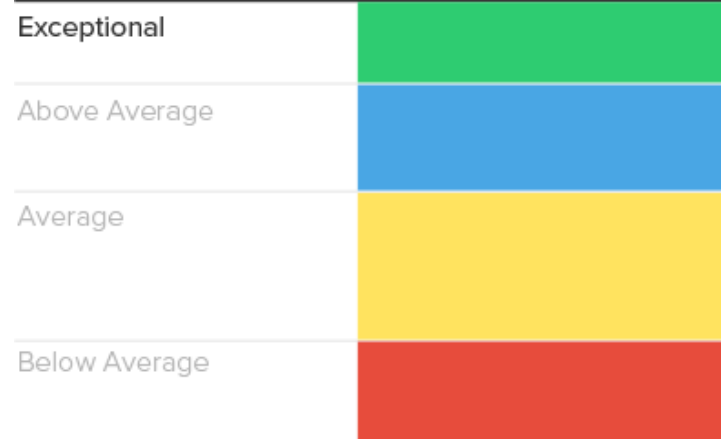
PERFORMANCE

YOUR SCORE



8_{pts}

See how many points you scored in the set of questions related to your **Abstract Reasoning** skills.



YOUR RANKING:

Exceptional

See how do you fare against others who have taken the test.

03 / Assessment & Analysis

Pattern Recognition

ABOUT
STATISTICS
PERFORMANCE

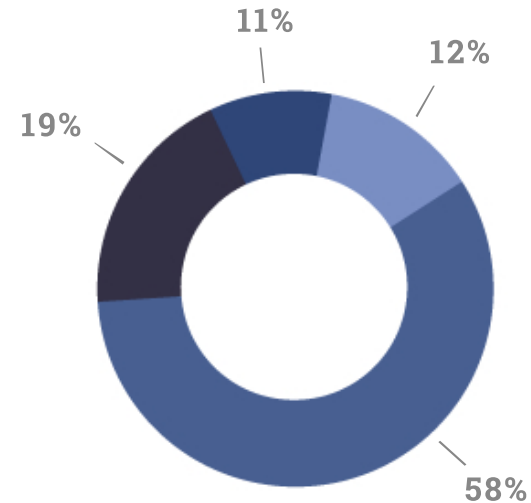
ABOUT

Pattern Recognition refers to the process of recognizing, identifying and categorizing complex arrangements of sensory stimuli into organised schemes in a way that facilitates memory storage and retrieval.

It is a spontaneous and automatic process that defines your ability to recognize order in chaotic environments. Pattern recognition is considered to be exceptionally linked to your General Intelligence level since it is determinant of your capacity to think logically and your ability to recognize and make sense of logical sequences

“Pattern Recognition” set of questions is designed to measure how quickly and easily you are able to recognize underlying mechanics of different situations and to identify certain connections between things.

STATISTICS



1.3 Score distribution in “Pattern Recognition” set of questions

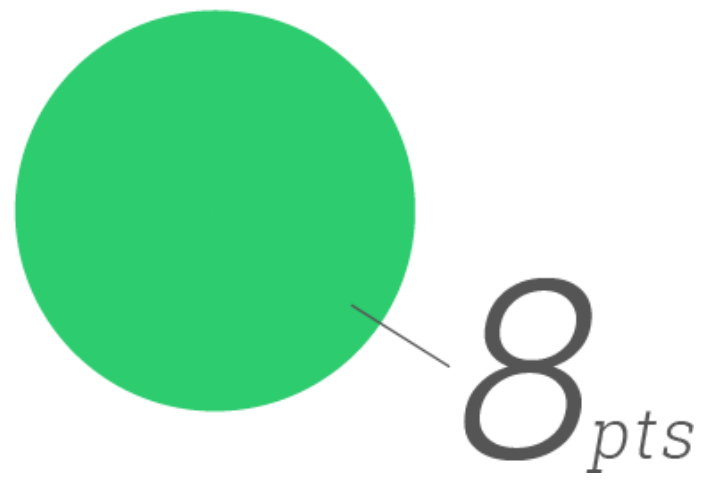
SCORES	1-2 pts (12%)	6-7 pts (19%)
	3-5 pts (58%)	8 pts (11%)

03 / Assessment & Analysis

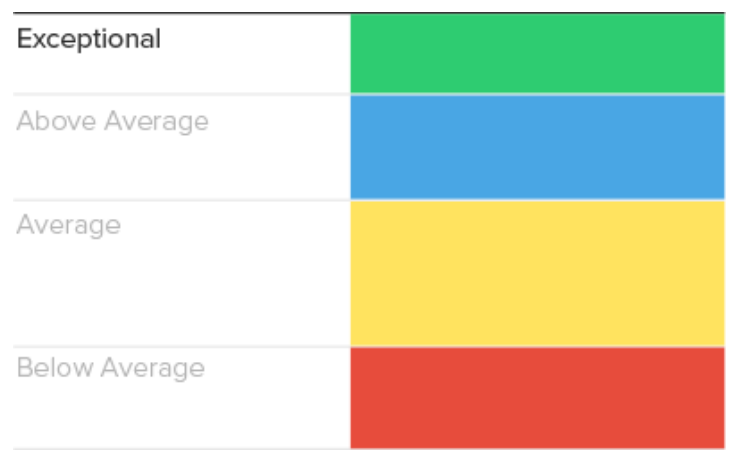
Pattern Recognition

PERFORMANCE

YOUR SCORE



See how many points you scored in the set of questions related to your **Pattern Recognition** skills.



YOUR RANKING:
Exceptional

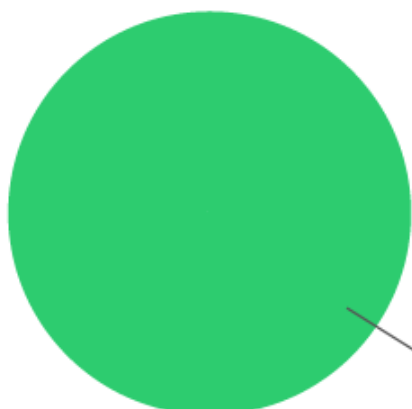
See how do you fare against others who have taken the test.

03 / Assessment & Analysis

Analytical Thinking

PERFORMANCE

YOUR SCORE



8_{pts}

See how many points you scored in the set of questions related to your **Analytical thinking** skills.

Exceptional

Above Average

Average

Below Average

YOUR RANKING:

Exceptional

See how do you fare against others who have taken the test.

03 / Assessment & Analysis

Analytical Thinking

ABOUT
STATISTICS
PERFORMANCE

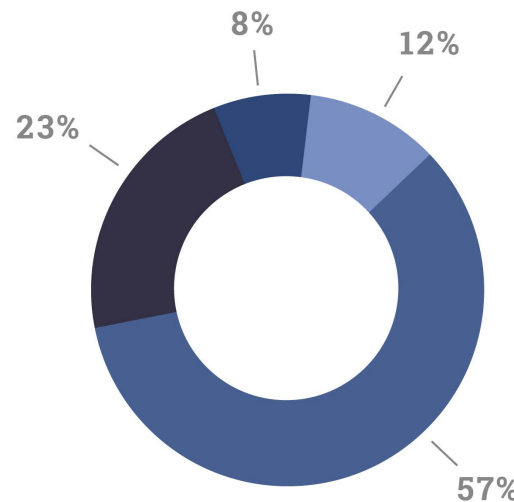
ABOUT

Analytical Thinking is the capacity to break down available information into smaller parts, and then evaluate and weigh-up those parts in order to form logical solutions to problems or make sensible decisions based on evidence.

Analytical thinking is considered to have the highest correlation with both problem identification and problem solving capacity. Your analytical thinking skills determine how quickly and efficiently you can identify problems and work out appropriate solutions.

Your analytical thinking assessment score indicates how efficiently you are able to **analyze information** and **make informed decisions**. Both these cognitive skills are considered crucial in academic, professional and personal success.

STATISTICS



1.4 Score distribution in “Analytical thinking” set of questions

SCORES	Percentage
1-2 pts	12%
3-5 pts	57%
6-7 pts	23%
8 pts	8%

BMI
certified

IQ
TEST

Report

Intellectual Skills Assessment & Analysis

Visual Perception
Abstract Reasoning
Pattern Recognition
Spatial Orientation
Analytical Thinking

BRAIN
METRICS
INITIATIVE

IQ Research
Personality & Intelligence Assessment Tools

Name: John Venson

Date: August 15, 2018



01 / Contents

- 01 / Contents pg. 2**
- 02 / Introduction..... pg. 3**
 - About the BMI Certified IQ Test
 - *What the IQ Test measures* pg. 3
 - *How your score is calculated* pg. 4
- 03 / Assessment & Analysis pg. 5**
 - Your IQ Score pg. 5
 - Visual Perception pg. 6
 - Abstract Reasoning pg. 8
 - Pattern Recognition pg. 10
 - Spatial Orientation pg. 12
 - Analytical Thinking pg. 14
- 04 / Assessment Overview pg. 16**

03 / Assessment & Analysis

Spatial Orientation

ABOUT
STATISTICS
PERFORMANCE

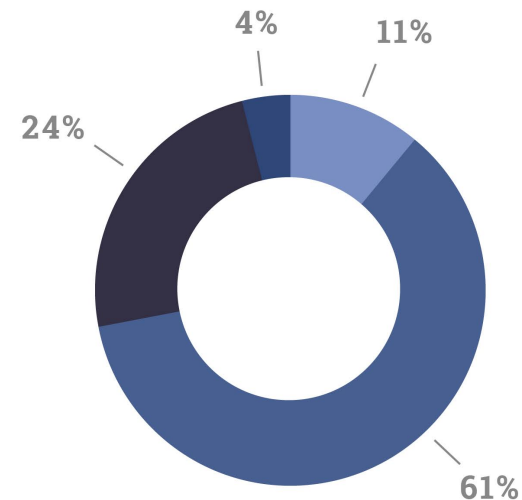
ABOUT

Spatial Orientation refers to the cognitive ability which allows you to understand spatial relations, meaning the ability to recognize and visualize the orientation of objects in space and make sense of their multiple relationships in a given environment.

The set of questions related to your Spatial Orientation skills has been designed to assess the level of clarity with which you perceive space and the objects' positions or movements in it.

In this sense Spatial Orientation set of questions tests your "raw intelligence", meaning cognitive skills which are not relying on prior acquired knowledge, and thus your performance in this assessment is a key determinant of your General Intelligence.

STATISTICS



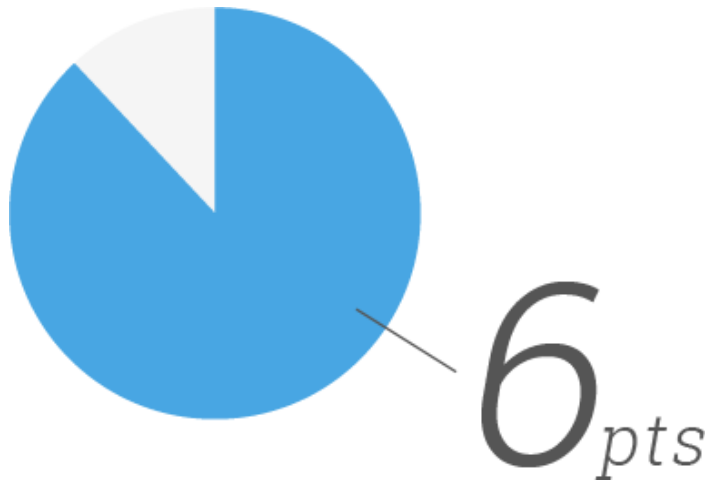
1.5 Score distribution in "Spatial Orientation" set of questions

SCORES	1-2 pts (11%)	6-7 pts (24%)
	3-5 pts (61%)	8 pts (4%)

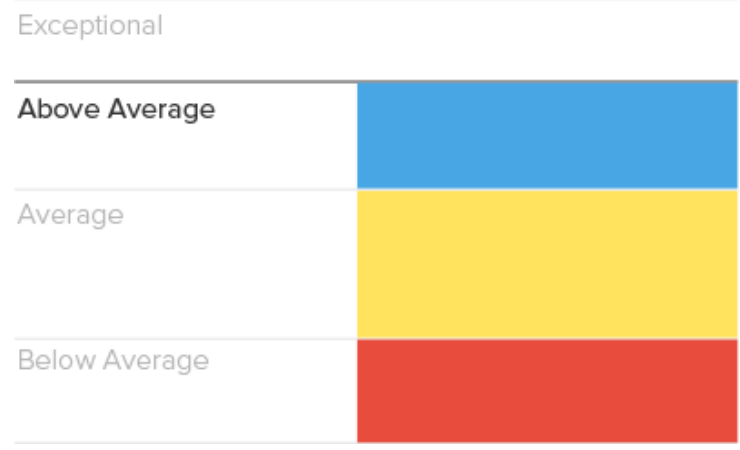
03 /
Assessment & Analysis
Spatial Orientation

PERFORMANCE

YOUR SCORE



See how many points you scored in the set of questions related to your **Spatial Orientation** skills.



YOUR RANKING:
Above Average

See how do you fare against others who have taken the test.